



INSTALLATION, OPERATION & MAINTENANCE INSTRUCTIONS

1455 Kleppe Lane ♦ Sparks, NV 89431-6467 ♦ (775) 359-4712 ♦ Fax (775) 359-7424
HAWS AG ♦ Bachweg 3 ♦ CH-3401 Burgdorf ♦ Switzerland
Haws Mfg. Pte Lt. ♦ 2A Sungei Kadet Drive ♦ Singapore 729554
Avlis-Avenida Senador, Testonio Vilela ♦ 505 Jardim Aeroporto ♦ Itu, S.P. 13304-550 ♦ Brasil
E-mail: haws@hawsco.com ♦ website: www.hawsco.com

No. 2080043(13)

Model 7261/7271/7271CRP Pedestal Eye/Face Wash

NOTE TO INSTALLER: Please leave this information with the Maintenance Department.

LIMITED WARRANTY

HAWS® warrants that all of its products are guaranteed against defective material or poor workmanship for a period of **one year from date of shipment**. HAWS liability under this warranty shall be discharged by furnishing without charge F.O.B. HAWS Factory any goods, or part thereof, which shall appear to the Company upon inspection to be of defective material or not of first class workmanship, provided that claim is made in writing to company within a reasonable period after receipt of the product. Where claims for defects are made, the defective part or parts shall be delivered to the Company, prepaid, for inspection. HAWS will not be liable for the cost of repairs, alterations or replacements, or for any expense connected therewith made by the owner or his agents, except upon written authority from HAWS, Sparks, Nevada. HAWS will not be liable for any damages caused by defective materials or poor workmanship, except for replacements, as provided above. Buyer agrees that Haws has made no other warranties either expressed or implied in addition to those above stated, except that of title with respect to any of the products or equipment sold hereunder and that HAWS shall not be liable for general, special, or consequential damages claimed to arise under the contract of sale.

The emergency equipment manufactured by HAWS is warranted to function if installation and maintenance instructions provided are adhered to. The units also must be used for the purpose, which they were intended. This product is intended to supplement first-aid treatment. Due to widely varying conditions HAWS cannot guarantee that the use of this emergency equipment will prevent serious injury or the aggravation of existing or prior injuries.

NO OTHER WARRANTIES EXPRESSED OR IMPLIED ARE AUTHORIZED, PROVIDED OR GIVEN BY HAWS.

SHOULD YOU EXPERIENCE DIFFICULTY WITH THE INSTALLATION OF THIS MODEL, PLEASE CALL:

1-800-766-5612

FOR PARTS CALL:

1-800-758-9378

(U.S.A. AND CANADA ONLY) MONDAY-THURSDAY: 6:00 A.M. – 4:00 P.M. PST
FRIDAY: 6:00 A.M – 1:00 P.M. PST

LOCATION OF UNIT: The Model 7261/7271/7271CRP Eyewash unit should be installed in close proximity to potential accident areas. It should be clearly identified, free from obstructions and easy to access.

SUPPLY LINE: The minimum recommended line size is 1/2" IPS with 30-90 psi (2-6 ATM) flowing pressure. Where sediment or mineral content is a problem, an inlet filter is recommended.

PLUMBING CONNECTIONS: Inlet supply is female 1/2" IPS. Waste outlet is 1-1/4" IPS.

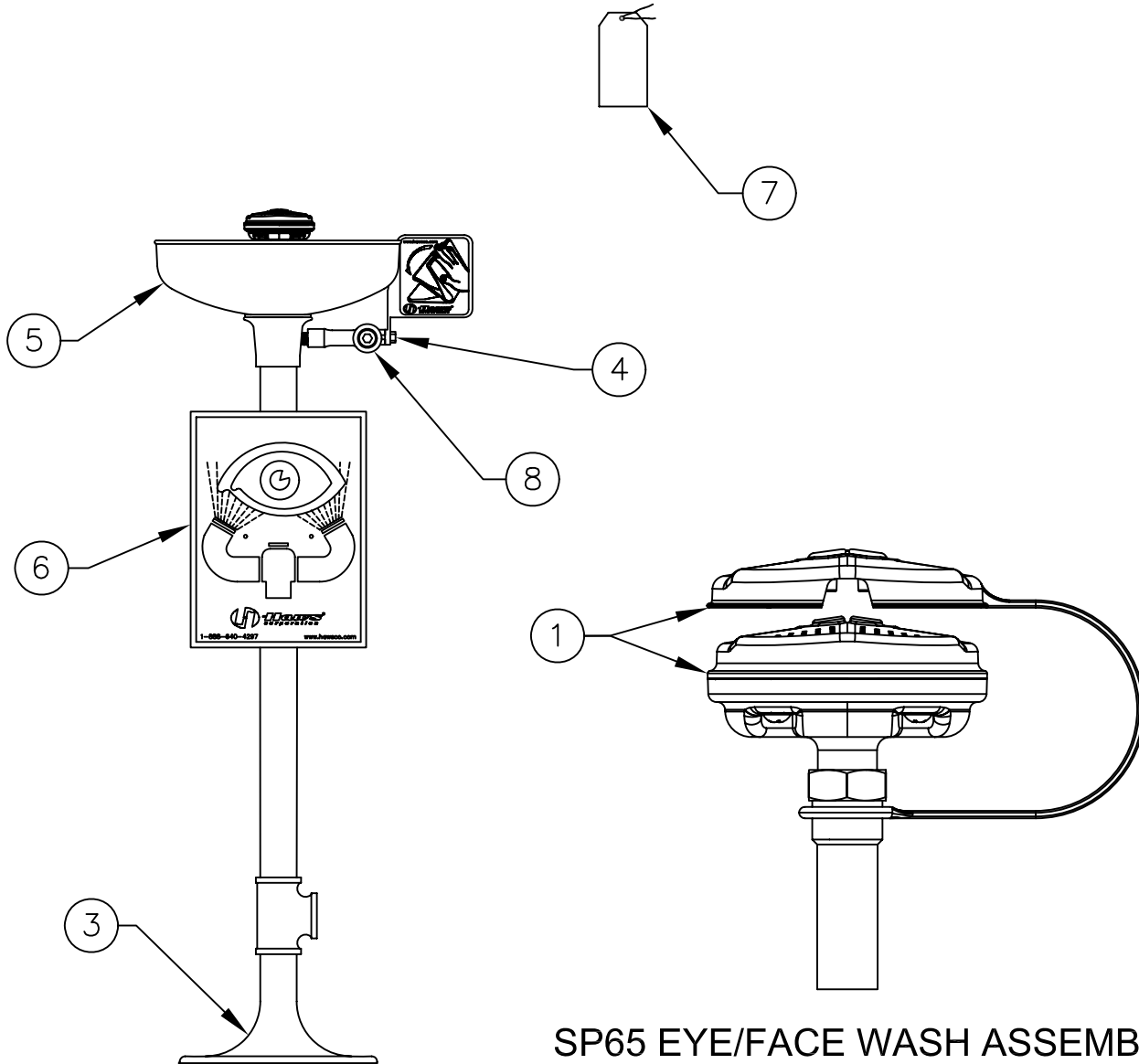
TROUBLESHOOTING

PROBLEM	REPAIR CHECKLIST
1. No flow.	1. Check the main shut-off valve.
2. Insufficient water flow.	2. a. Verify minimum 30psi flowing supply line pressure. b. Probable clogging of flow control due to inadequate line flushing. Unscrew eye/face wash head and remove the four screws to disassemble the head. Clean the flow control and reassemble head. See SP65 Installation Drawing for details. c. Remove cap located on L – Strainer using a 3/8" allen wrench to access and clean filter screen.
3. Eyewash or face/wash streams do not meet desired level or are not balanced.	3. Possible blocked flow control, see above solution. Possible non-leveled eyewash assembly.
4. Water does not drain properly.	4. Check the main waste line of your building to see if it does handle the capacity required for the entire drainage system.

OPTIONAL

ITEM	DESCRIPTION
1	SP65 EYE/FACE WASH ASS
2	SP220 FOOT TREADLE (NOT SHOWN)
3	SP75 FLOOR FLANGE
4	SP229 VALVE ASSEMBLY
5	SP93 BOWL
6	SP175 EYEWASH SIGN
7	SP170 TEST TAG
8	SP509 L-STRAINER
--	VRKEWSTR STR. REPAIR KIT
--	--

PARTS BREAKDOWN



SP65 EYE/FACE WASH ASSEMBLY

(INCLUDES: EYEFACE WASH HEAD (**SHOWN**)
 EYEWASH HEAD (**NOT SHOWN**), EYEWASH FLOW
 CONTROL (**NOT SHOWN**), DUST COVER (**SHOWN**))

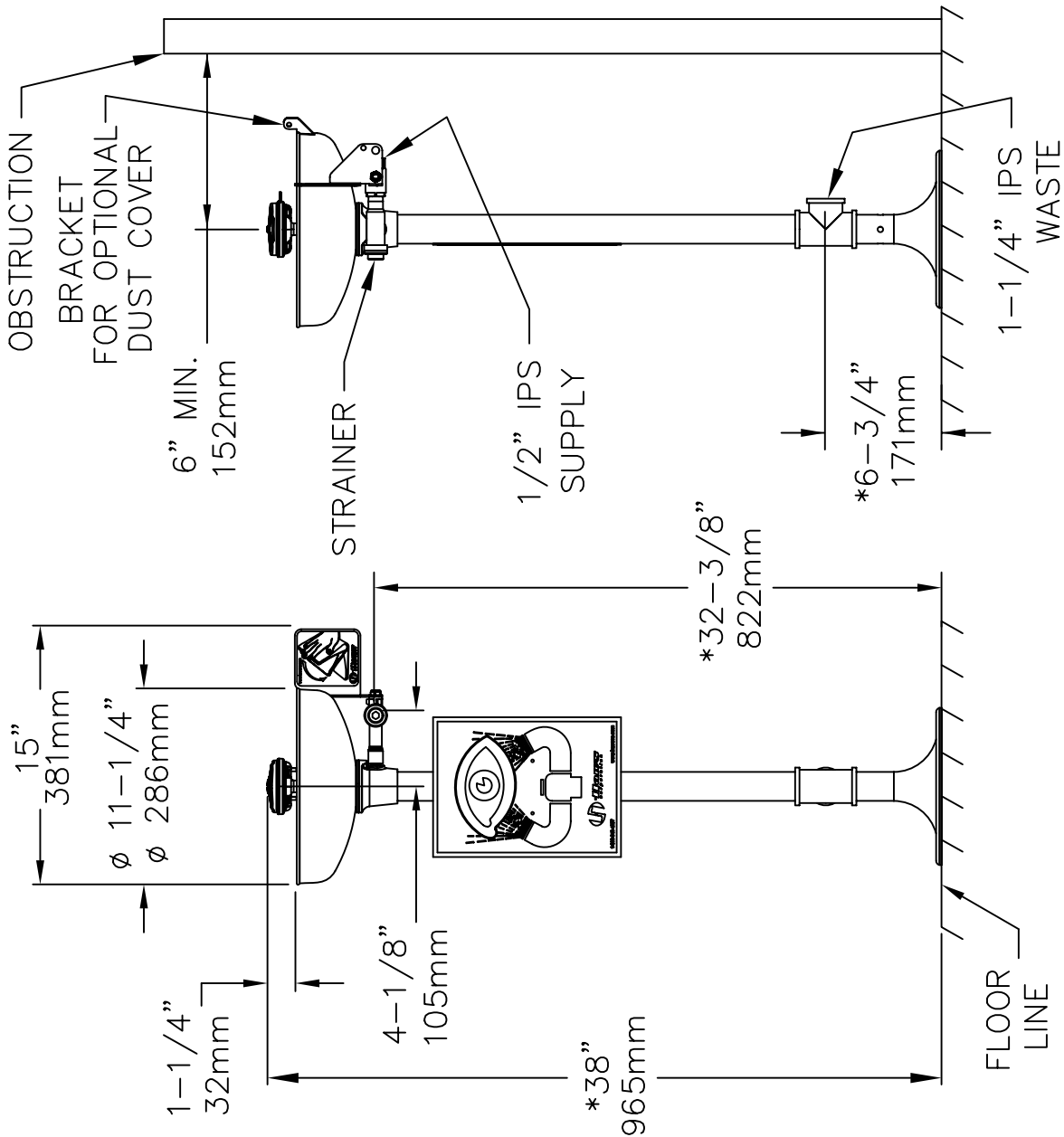
**WHEN ORDERING
 PARTS PLEASE
 SPECIFY YOUR
 MODEL NUMBER**



1455 KLEPPE LANE | BACHWEG 3
 SPARKS, NEVADA | CH3401 BURGDORF
 SWITZERLAND

DRAWN BY: CLF	DATE: 02/23/93	CHECK BY:	APP'D BY:	SCALE: 1/4
TITLE: 7261/7271 /7271CRP			PART NUMBER: 0002080043	
DRAWING TYPE: PARTS BREAKDOWN			DRAWING NUMBER: 11447C00	REV: 13

THIS DOCUMENT IS TRUE AND CORRECT AT TIME OF PUBLICATION. CONTINUED PRODUCT IMPROVEMENTS MAKE SPECIFICATIONS AND MEASUREMENTS SUBJECT TO CHANGE WITHOUT NOTICE.



OBSTRUCTION BRACKET FOR OPTIONAL DUST COVER

6" MIN. 152mm

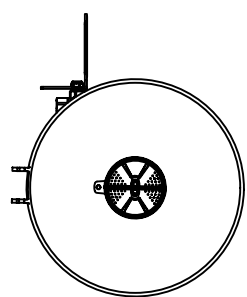
STRAINER

1/2" IPS SUPPLY

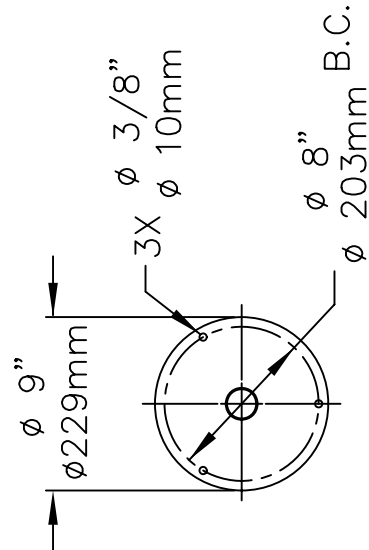
*32-3/8" 822mm

*6-3/4" 171mm

1-1/4" WASTE




TOP VIEW



MOUNTING DETAIL

NOTES:

1. TO COMPLY WITH ANSI Z358.1-2004 FOR EMERGENCY EYEWASH AND EYE/FACE WASH:
 - UNIT SHALL BE INSTALLED IN ACCORDANCE WITH MANUFACTURER'S INSTRUCTIONS AND ACCEPTABLE PLUMBING PRACTICES.
 - EYEWASH OR EYE/FACE WASH SHALL BE POSITIONED WITH NOZZLES NOT LESS THAN 83.8 CM (33 IN.) AND NO GREATER THAN 114.3 CM (45 IN.) FROM SURFACE ON WHICH USER STANDS AND 15.3 CM (6 IN.) MINIMUM FROM WALL OR NEAREST OBSTRUCTION.
2. *THESE DIMENSIONS MAY VARY ±1/2" [12.7mm]



INFO FAX : 1-888-FAX-HAWS (1-888-329-4297)
 1455 Kleppe Ln, Sparks NV, 89431
 Phone: 775-359-4712 Fax: 775-359-7424
 Haws Ag, Bachweg 3, CH-3401 Burgdorf, Switzerland
 Haws Mfg Pte Ltd, 74 Sungei Kadut Loop, Singapore 729531
 e-mail: haws@hawsco.com website: www.hawsco.com

FOR NO.:	ECN: 4161	IR:	7261/7271/7271CRP
DATE:	04/02	PKGT:	INFO FAX DOC # 27261_27271
APPROVER:		SCALE:	E.S.
		DRAWING TYPE:	INSTALLATION/FABRACK
		SIZE:	A
		SHEET:	1 OF 1
		MODEL(S):	0007080043.D
		DRAWING NUMBER:	09398A00
		REV:	13