



INSTALLATION, OPERATION & MAINTENANCE INSTRUCTIONS

1455 Kleppe Lane ♦ Sparks, NV 89431-6467 ♦ (775) 359-4712 ♦ Fax (775) 359-7424
HAWS AG ♦ Bachweg 3 ♦ CH-3401 Burgdorf ♦ Switzerland
Haws Mfg. Pte Lt. ♦ 2A Sungei Kadet Drive ♦ Singapore 729554
Avlis-Avenida Senador, Testonio Vilela ♦ 505 Jardim Aeroporto ♦ Itu, S.P. 13304-550 ♦ Brasil
E-mail: haws@hawsco.com ♦ website: www.hawsco.com

No. 2080088(6)

Model 7656WC Eyewash

NOTE TO INSTALLER: Please leave this information with the Maintenance Department.

LIMITED WARRANTY

HAWS® warrants that all of its products are guaranteed against defective material or poor workmanship for a period of **one year from date of shipment**. HAWS liability under this warranty shall be discharged by furnishing without charge F.O.B. HAWS Factory any goods, or part thereof, which shall appear to the Company upon inspection to be of defective material or not of first class workmanship, provided that claim is made in writing to company within a reasonable period after receipt of the product. Where claims for defects are made, the defective part or parts shall be delivered to the Company, prepaid, for inspection. HAWS will not be liable for the cost of repairs, alterations or replacements, or for any expense connected therewith made by the owner or his agents, except upon written authority from HAWS, Sparks, Nevada. HAWS will not be liable for any damages caused by defective materials or poor workmanship, except for replacements, as provided above. Buyer agrees that Haws has made no other warranties either expressed or implied in addition to those above stated, except that of title with respect to any of the products or equipment sold hereunder and that HAWS shall not be liable for general, special, or consequential damages claimed to arise under the contract of sale.

The emergency equipment manufactured by HAWS is warranted to function if installation and maintenance instructions provided are adhered to. The units also must be used for the purpose, which they were intended. This product is intended to supplement first-aid treatment. Due to widely varying conditions HAWS cannot guarantee that the use of this emergency equipment will prevent serious injury or the aggravation of existing or prior injuries.

NO OTHER WARRANTIES EXPRESSED OR IMPLIED ARE AUTHORIZED, PROVIDED OR GIVEN BY HAWS.

SHOULD YOU EXPERIENCE DIFFICULTY WITH THE INSTALLATION OF THIS MODEL, PLEASE CALL:

1-800-766-5612

FOR PARTS CALL:

1-800-758-9378

**(U.S.A. AND CANADA ONLY) MONDAY-THURSDAY: 6:00 A.M. – 4:00 P.M. PST
FRIDAY: 6:00 A.M – 1:00 P.M. PST**

LOCATION OF UNIT: The Model 7656WC Eyewash should be installed in close proximity to potential accident areas. It should be clearly identified free from obstructions and easy to access.

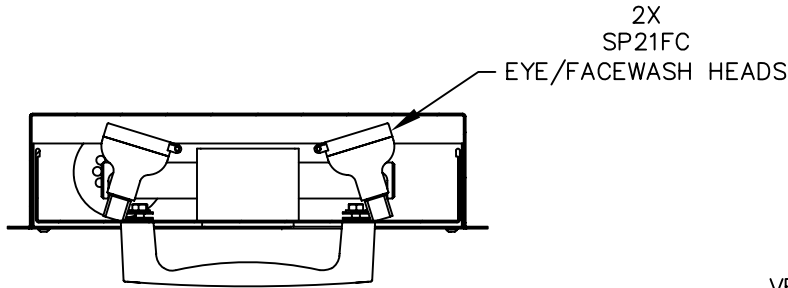
SUPPLY LINE: The minimum recommended line size is 1/2" IPS with 30-90 psi (2-6 ATM) flowing pressure. Where sediment or mineral content is a problem, an inlet filter is recommended.

PLUMBING CONNECTIONS: Inlet supply is male 1/2" IPS; waste is 1 1/2" IPS.

TROUBLESHOOTING

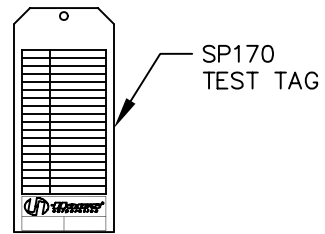
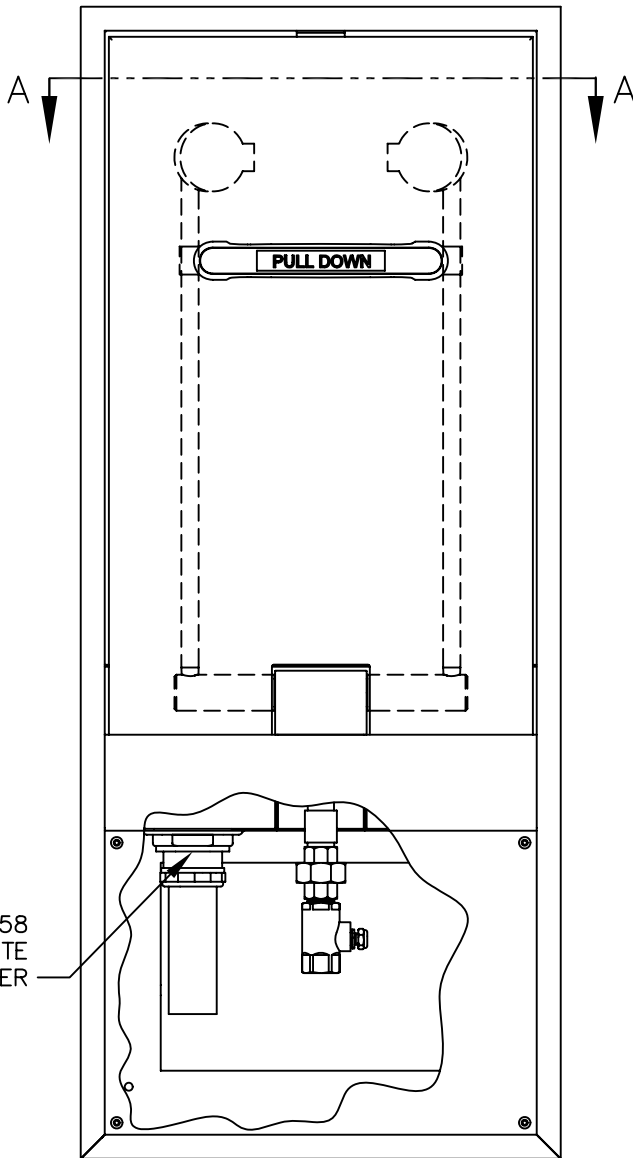
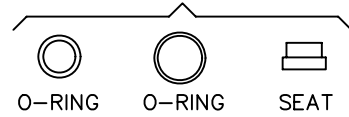
| PROBLEM | REPAIR CHECKLIST |
|--|--|
| 1. No flow. | 1. Check the main shut-off valve. |
| 2. Insufficient water flow. | 2. a. Verify minimum 30 psi flowing supply line pressure. b. Probable clogging of flow control due to inadequate line flushing. Turn water supply off. Unscrew eyewash heads off of bends to clean flow controls. c. Unscrew eye/face wash head cap off to gain access to the buffer and clean it. |
| 3. Eyewash stream does not meet desired eye level. | 3. a. Possible blocked flow control, see above solution. b. Possible non-leveled eyewash assembly. |

PARTS BREAKDOWN

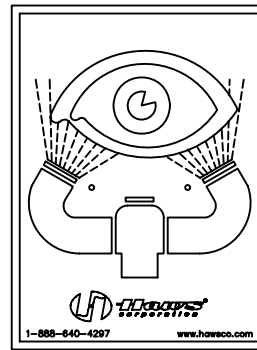


SECTION A-A


VRK7650 VALVE REPAIR KIT



SP170 TEST TAG



SP175 EYEWASH SIGN

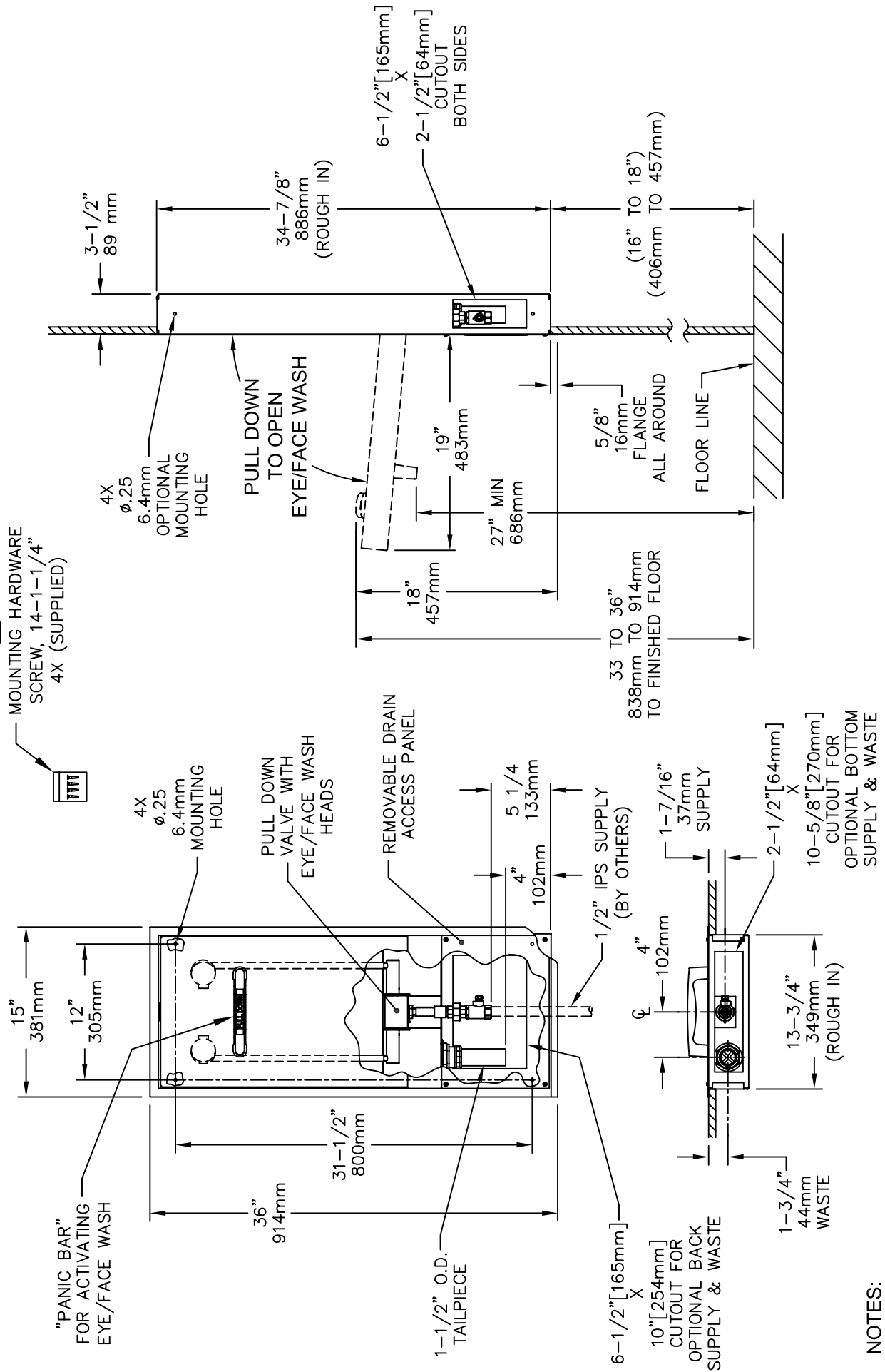


FRONT ACCESS PANEL LABEL

| | | | | | | |
|--|-------------------------------|----------------|------------------------------------|-----------|---|--------|
| <p>WHEN ORDERING PARTS PLEASE SPECIFY YOUR MODEL NUMBER</p> | | | 1455 KLEPPE LANE SPARKS, NEVADA | | BACHWEG 3 CH3401 BURGDORF SWITZERLAND | |
| | DRAWN BY: D. ZHOU | DATE: 09/03/93 | CHECK BY: | APP'D BY: | SCALE: 1/3 | |
| | TITLE: 7656WC EYEWASH | | | | PART NUMBER: 0002080088 | |
| | DRAWING TYPE: PARTS BREAKDOWN | | | | DRAWING NUMBER: 13751C00 | REV. 6 |

THIS DOCUMENT IS TRUE AND CORRECT AT TIME OF PUBLICATION. CONTINUED PRODUCT IMPROVEMENTS MAKE SPECIFICATIONS AND MEASUREMENTS SUBJECT TO CHANGE WITHOUT NOTICE.

3



NOTES:

1. WHEN INSTALLING THIS UNIT, LOCAL, STATE OR FEDERAL CODES SHOULD BE ADHERED TO. WASTE CONNECTION MUST ADHERE TO LOCAL HEALTH AND PLUMBING CODES.
2. FLOW RATE FOR EYE/FACE WASH IS 5 GPM AND EXCEEDS ANSI STANDARD Z358.1.
- 3 USE SUPPLIED SCREWS TO INSTALL THE UNIT ON WALL STRUCTURE.
4. DIMENSIONS MAY VARY BY $\pm 1/2"$ [12.7mm].

Haws Corporation

INFO FAX : 1-888-FAX-HAWS (1-888-329-4297)
 1455 Kleppe Ln, Sparks NV, 89431
 Phone: 775-359-4712 Fax: 775-359-7424
 Haws Ag, Bachweg 3, CH-3401 Burgdorf Switzerland
 Haws Mtg Pte Ltd, 74 Sungei Kadut Loop, Singapore 729531
 e-mail: haws@hawsco.com website: www.hawsco.com

MODEL(S): 7656WC EYEWASH
 INFO FAX DOC # 2765692
 SCALE: 1:12 DRAWING TYPE: INSTALLATION/FABRACK

FOR NO. ECN: 3592 HWS
 DATE: 08/20/03 RWD: 13727A00
 APPROVER: DATE: 13727A00

0007080088.D
 DRAWING NUMBER: 13727A00
 SIZE: A SHEET 1 OF 1